

Phone:
**01773
533009**

Alfreton Road, Underwood
Nottingham NG16 5GB



BEDROOMS



For odd sizes please go to the next size up and add 20%

Width

Price

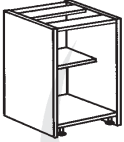
Plain

Colour

CDT Product

Lowline Cabinet

Single



Height:

545

Depth:

460

Please order extended gables for free standing units only

When ordering please use code LCS followed by size required

(e.g. LCS300 = Lowline Cabinet Single, 300 wide)

300

350

400

450

500

550

600

£64.00

£66.00

£68.00

£70.00

£72.00

£75.00

£78.00

£69.00

£72.00

£75.00

£78.00

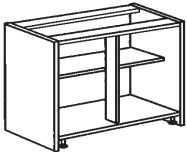
£81.00

£84.00

£86.00

Lowline Cabinet

Double



Height:

545

Depth:

460

Please order extended gables for free standing units only

When ordering please use code LCD followed by size required

(e.g. LCD700 = Lowline Cabinet Double, 700 wide)

700

800

900

1000

1100

1200

£78.00

£80.00

£82.00

£85.00

£87.00

£90.00

£88.00

£90.00

£92.00

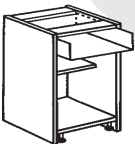
£95.00

£97.00

£100.00

Lowline Drawer Cabinet

Single with Drawer



Height:

545

Depth:

460

Please order extended gables for free standing units only

When ordering please use code DLLCS followed by size required

(e.g. DLLCS600 = Lowline Drawer Cabinet Single, 600 wide)

300

350

400

450

500

550

600

£98.00

£100.00

£103.00

£105.00

£108.00

£110.00

£112.00

£109.00

£111.00

£114.00

£116.00

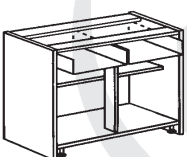
£119.00

£123.00

£127.00

Lowline Drawer Cabinet

Double with Drawer



Height:

545

Depth:

460

Please order extended gables for free standing units only

When ordering please use code DLLCD followed by size required

(e.g. DLLCD700 = Lowline Drawer Cabinet Double, 700 wide)

700

800

900

1000

1100

1200

£148.00

£150.00

£152.00

£155.00

£157.00

£160.00

£163.00

£166.00

£169.00

£172.00

£175.00

£177.00

For odd sizes please go to the next size up and add 20%

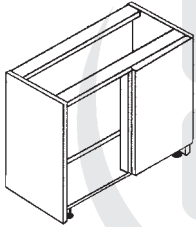
Width

Price

Plain

Colour

CDT Product



Lowline Corner Cabinet

Inc. blank panel
& 100mm corner filler

Height:

545

Depth:

460

800 Unit
300 Door

£95.00

£106.00

900 Unit
400 Door

£99.00

£110.00

950 Unit
450 Door

£101.00

£112.00

1000 Unit
500 Door

£103.00

£114.00

1050 Unit
550 Door

£106.00

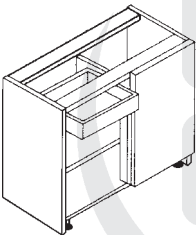
£118.00

1100 Unit
600 Door

£110.00

£112.00

Please order extended gables for free standing units only
Please add RH or LH to code for blanking panel (Right hand shown)
When ordering please use code LCCU followed by size required
(e.g. LCCU800 = Lowline Corner Cabinet , 800 wide)



Lowline Drawer Corner Cabinet

Inc. blank panel
& 100mm corner filler

Height:

545

Depth:

460

800 Unit
300 Door

£130.00

£144.00

900 Unit
400 Door

£134.00

£148.00

950 Unit
450 Door

£136.00

£150.00

1000 Unit
500 Door

£138.00

£152.00

1050 Unit
550 Door

£141.00

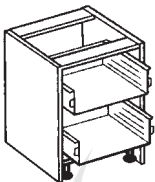
£156.00

1100 Unit
600 Door

£145.00

£161.00

Please order extended gables for free standing units only
Please add RH or LH to code for blanking panel (Right hand shown)
When ordering please use code LDLCC followed by size required
(e.g. LDLCC800 = Lowline Drawer Corner Cabinet, 800 wide)



Bedside Lowline 2 Draw Unit

Single

Height:

300

Depth:

460

350

400

450

500

550

600

£141.00

£145.00

£148.00

£150.00

£153.00

£156.00

£158.00

£155.00

£159.00

£162.00

£165.00

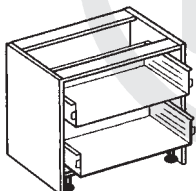
£168.00

£170.00

£173.00

2x265 drawers included

Please order extended gables for free standing units only
When ordering please use code BLD2 followed by size required
(e.g. BLD2300 = Bedside Lowline 2 Draw Unit, 300 wide)



Bedside Lowline 2 Draw Double Unit

Double

Height:

650

Depth:

460

700

750

800

850

900

950

1000

£162.00

£163.00

£164.00

£165.00

£166.00

£167.00

£169.00

£170.00

£179.00

£180.00

£181.00

£182.00

£183.00

£184.00

£186.00

£187.00

Drawers included

Please order extended gables for free standing units only
When ordering please use code BLDD2 followed by size required
(e.g. BLDD2650 = Bedside Lowline 2 Draw Double Unit, 650 wide)

For odd sizes please go to the next size up and add 20%

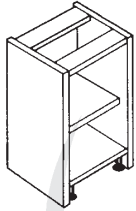
Width

Price

Plain

Colour

CDT Product



Highline Cabinet

Single

Height:

300

£74.00

£79.00

665

350

£76.00

£82.00

400

£78.00

£85.00

Depth:

450

£80.00

£88.00

460

500

£82.00

£91.00

Please order extended gables for free standing units only

550

£85.00

£94.00

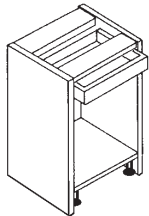
When ordering please use code HLC followed by size required

600

£88.00

£96.00

(e.g. HLC300 = Highline Cabinet, 300 wide)



Highline Drawer Cabinet

Single with drawer

Height:

300

£108.00

£119.00

665

350

£110.00

£121.00

400

£113.00

£124.00

Depth:

450

£115.00

£126.00

460

500

£118.00

£129.00

Please order extended gables for free standing units only

550

£120.00

£133.00

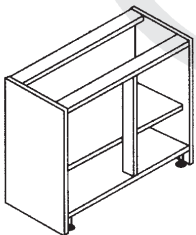
When ordering please use code HDLC followed by size required

600

£122.00

£137.00

(e.g. HDLC300 = Highline Drawer Cabinet, 300 wide)



Highline Cabinet

Double

Height:

700

£88.00

£98.00

665

800

£90.00

£100.00

900

£92.00

£102.00

Depth:

1000

£95.00

£105.00

460

1100

£97.00

£107.00

Please order extended gables for free standing units only

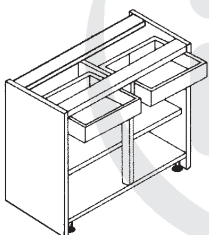
1200

£100.00

£110.00

When ordering please use code HLDC followed by size required

(e.g. HLDC700 = Highline Cabinet Double, 700 wide)



Highline Drawer Cabinet

Double with drawers

Height:

700

£158.00

£173.00

665

800

£160.00

£176.00

900

£162.00

£179.00

Depth:

1000

£165.00

£182.00

460

1100

£167.00

£185.00

Please order extended gables for free standing units only

1200

£170.00

£187.00

When ordering please use code HL2DC followed by size required

(e.g. HL2DC700 = Highline Drawer Cabinet Double, 700 wide)

For odd sizes please go to the next size up and add 20%

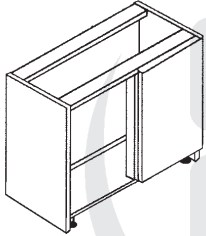
Width

Price

Plain

Colour

CDT Product



Highline Corner Cabinet

Blank panel including spacer

Height:
665

Depth:
460

800 Unit
300 Door

£105.00

£116.00

900 Unit
400 Door

£109.00

£120.00

950 Unit
450 Door

£111.00

£122.00

1000 Unit
500 Door

£113.00

£124.00

1050 Unit
550 Door

£116.00

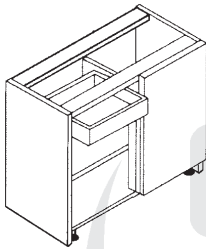
£128.00

Please add RH or LH to code for blanking panel (Right hand shown)
When ordering please use code HCB followed by size required
(e.g. HCB800 = Highline Corner Cabinet, 800 wide)

1100 Unit
600 Door

£120.00

£132.00



Highline Corner Cabinet (Drawerline)

Blank panel including spacer

Height:
665

Depth:
460

800 Unit
300 Door

£140.00

£154.00

900 Unit
400 Door

£144.00

£158.00

950 Unit
450 Door

£146.00

£160.00

1000 Unit
500 Door

£148.00

£162.00

1050 Unit
550 Door

£151.00

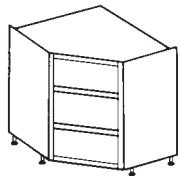
£166.00

Please add RH or LH to code for blanking panel (Right hand shown)
When ordering please use code HDCB followed by size required
(e.g. HDCB800 = Highline Corner Drawerline Cabinet, 800 wide)

1100 Unit
600 Door

£155.00

£171.00



Highline Diagonal Corner Unit

Height:
665

Depth:
460

Width:
915 x 915
950 x 950

2x300 Door
2x325 Door

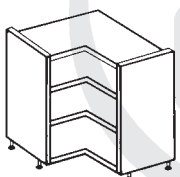
£135.00

£145.00

£155.00

£165.00

When ordering please use code HDCU followed by size required
(e.g. HDCU915 = Highline Corner Unit, 915 wide)



Highline L-Shape Corner Unit

Height:
665

Depth:
460

Width:
915 x 915
950 x 950

2x428 Door
2x463 Door

£130.00

£140.00

£150.00

£160.00

When ordering please use code HLLCU followed by size required
(e.g. HLLCU915 = Highline L-Shape Corner Unit, 915 wide)

For odd sizes please go to the next size up and add 20%

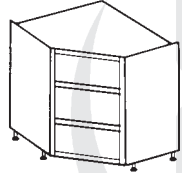
Width

Price

Plain

Colour

CDT Product
MANUFACTURING SOLUTIONS



Lowline Corner Unit

Height:

545

Depth:

460

Width:

915 x 915

950 x 950

612 Door

662 Door or

2x331 Door

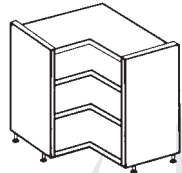
£130.00

£150.00

£140.00

£160.00

When ordering please use code LLDCU followed by size required
(e.g. LLDCU915 = Lowline Corner Unit, 915 wide)



Lowline L-Shape Corner Unit

Height:

545

Depth:

460

Width:

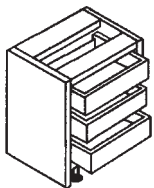
915 x 915

2x463 Door

£145.00

£155.00

When ordering please use code LLLCU followed by size required
(e.g. LLLCU915 = Lowline L-Shape Corner Unit, 915 wide)



Lowline Drawer Chest (Bedside) Single

3x175 Drawers Single including Gable

Height:

545

Depth:

460

300

350

400

450

500

550

600

£175.00

£177.00

£180.00

£182.00

£184.50

£192.50

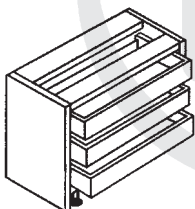
£195.50

£198.00

£199.50

£200.99

Please order extended gables for free standing units only
When ordering please use code LDCS3D followed by size required
(e.g. LDCS3D300 = Lowline 3 Drawer Chest Single, 300 wide)



Lowline Drawer Chest (Bedside) Double

3x175 Drawers Double including Gable

Height:

545

Depth:

460

650

700

750

800

850

900

950

1000

£186.90

£188.99

£190.50

£192.00

£194.20

£196.00

£197.00

£197.50

£207.80

£208.50

£210.60

£211.75

£213.50

£215.00

£216.80

£217.25

Please order extended gables for free standing units only
When ordering please use code LDCD3D followed by size required
(e.g. LDCD3D650 = Lowline 3 Drawer Chest Double, 650 wide)

For odd sizes please go to the next size up and add 20%

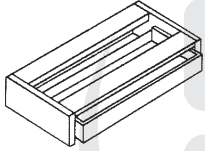
Width

Price

Plain

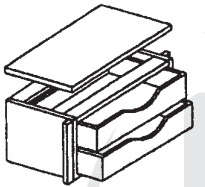
Colour

CDT Product



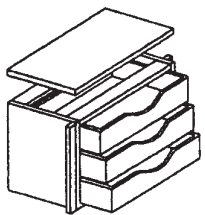
Dressing Table Drawer

		500	£55.00	£61.00
		550	£58.00	£64.00
		600	£60.00	£66.00
	Height:	650	£62.00	£68.00
	120	700	£65.00	£71.00
		750	£68.00	£74.00
	Depth:	800	£70.00	£77.00
	460	850	£72.00	£79.00
		900	£73.00	£80.00
Takes 115 draw front. Drawer upgrade available - please see page 14		950	£74.00	£81.00
When ordering please use code DTD followed by size required		1000	£75.00	£82.00
(e.g. DTD600 = Dressing Table Drawer, 600 wide)		1100	£76.00	£83.00



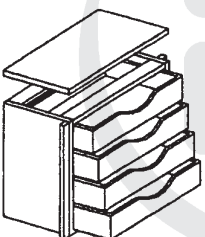
Internal Drawer Unit

2 Drawers	Height:	400	£150.00	£272.00
2x 32mm fillers	490	500	£167.00	£290.00
Top supplied at cabinet size		600	£185.00	£310.00
	Depth:	700	£202.00	£327.00
Includes draw fronts, top and two side spacers	500	800	£219.00	£342.00
Includes metabox draws (see page 15 for draw upgrade)		900	£235.00	£359.00
When ordering please use code IT2 followed by size required		1000	£255.00	£372.00
(e.g. IT2400 = Internal 2 Drawer Unit, 400 wide)		1100	£273.00	£384.00



Internal Drawer Unit

3 Drawers	Height:	400	£195.00	£214.00
2 x 32mm fillers	730	500	£212.00	£234.00
Top supplied at 464 wide		600	£230.00	£253.00
	Depth:	700	£237.00	£261.00
Includes draw fronts, top and two side spacers	500	800	£245.00	£269.00
Includes metabox draws (see page 15 for draw upgrade)		900	£254.00	£278.00
When ordering please use code IT3 followed by size required		1000	£260.00	£286.00
(e.g. IT3 = Internal 3 Drawer Unit, 400 wide)		1100	£268.00	£295.00



Internal Drawer Unit

4 Drawers	Height:	400	£257.00	£283.00
2 x 32mm fillers	785	500	£265.00	£291.00
Top supplied at 464 wide		600	£275.00	£302.00
	Depth:	700	£280.00	£308.00
Includes draw fronts, top and two side spacers	500	800	£285.00	£311.00
Includes metalbox draws (see page 15 for draw upgrade)		900	£291.00	£318.00
When ordering please use code IT4 followed by size required		1000	£295.00	£324.00
(e.g. IT4/400 = Internal 4 Drawer Unit, 400 wide)		1100	£302.00	£331.00

For odd sizes please go to the next size up and add 20%

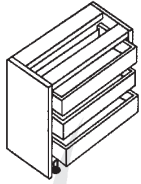
Width

Price

Plain

Colour

CDT Product



Highline Chest of Draws

3 Drawers Single

Drawer arrangement:
3 x 175

Height:

665

Depth:

460

Drawer upgrade available - please see page 17

Please order extended gables for free standing units only

When ordering please use code H3DS followed by size required

(e.g. H3DS300 = Highline Chest of 3 Draws Single, 300 wide)

300

400

500

600

700

800

900

1000

£196.00

£198.00

£202.00

£210.00

£240.00

£250.00

£260.00

£280.00

£214.00

£217.00

£223.00

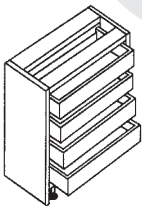
£231.00

£260.00

£275.00

£300.00

£330.00



Highline Chest of Draws

4 Drawers Single

Drawer arrangement:
1 x 115 / 3 x 175

Height:

665

Depth:

460

Drawer upgrade available - please see page 17

Please order extended gables for free standing units only

When ordering please use code H4DD followed by size required

(e.g. H4DD300 = Highline Chest of 4 Draws Single, 300 wide)

300

400

500

600

700

800

900

1000

£220.00

£228.00

£232.00

£240.00

£000.00

£000.00

£000.00

£000.00

£000.00

£245.00

£250.00

£256.00

£264.00

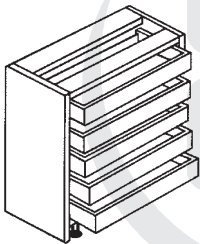
£000.00

£000.00

£000.00

£000.00

£000.00



Highline Drawer Cabinet

5 Drawers Double

Drawer arrangement:
5 x 175

Height:

905

Depth:

460

Please order extended gables for free standing units only

When ordering please use code H5DD followed by size required

(e.g. H5DD600 = Highline 5 Drawer Cabinet Double, 600 wide)

300

400

500

600

700

750

800

850

900

1000

£271.00

£273.00

£275.00

£278.00

£280.00

£281.00

£283.00

£284.00

£286.00

£288.00

£299.00

£300.00

£303.00

£305.00

£308.00

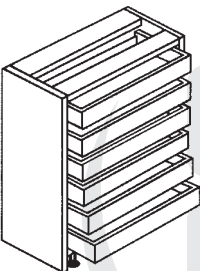
£309.00

£311.00

£312.00

£314.00

£316.00



Drawer Chest

6 Drawers Single

Drawer arrangement:
6 x 175

Height:

1085

Depth:

460

Please order extended gables for free standing units only

When ordering please use code H6DS followed by size required

(e.g. H6DS300 = 6 Drawer Chest Single, 300 wide)

300

400

500

600

700

800

900

1000

£300.00

£305.00

£310.00

£318.00

£000.00

£000.00

£000.00

£000.00

£000.00

£331.00

£336.00

£341.00

£349.00

£000.00

£000.00

£000.00

£000.00

£000.00

Drawer Chest

6 Drawers Double

Drawer arrangement:
6 x 175

Height:

1085

Depth:

460

Includes draws

Please order extended gables for free standing units only

When ordering please use code H6DD followed by size required

(e.g. H6DD700 = 6 Drawer Chest Double, 700 wide)

700

800

900

1000

£321.00

£323.00

£326.00

£326.00

£328.00

£352.00

£355.00

£358.00

£358.00

£360.00

For odd sizes please go to the next size up and add 20%

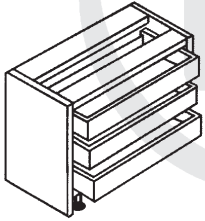
Width

Price

Plain

Colour

CDT Product



Highline Drawer Chest

3 Drawers Single

300

£269.00

£280.00

350

£269.99

£290.00

Height:

Drawer arrangement:

820

400

£270.00

£299.00

415 / 215 / 175

Depth:

450

£272.00

£300.00

460

500

£274.00

£301.00

Please order extended gables for free standing units only

550

£276.00

£302.00

When ordering please use code HD3S followed by size required

(e.g. HD3S300 = Highline 3 Drawer Chest Single, 300 wide)

600

£277.00

£303.00

Highline Drawer Chest

3 Drawers Double

650

£278.00

£305.00

700

£279.00

£307.00

750

£280.00

£308.00

Height:

Drawer arrangement:

820

800

£282.00

£310.00

415 / 215 / 175

Depth:

850

£283.00

£311.00

460

900

£285.00

£313.00

Please order extended gables for free standing units only

950

£286.00

£314.00

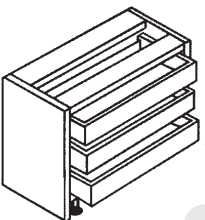
When ordering please use code HD3D followed by size required

(e.g. HD3D650 = Highline 3 Drawer Chestt Double, 650 wide)

1000

£287.00

£315.00



For odd sizes please go to the next size up and add 20%

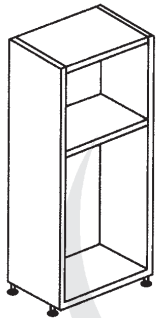
Width

Price

Plain

Colour

CDT Product



Single Robe
Long Hanging

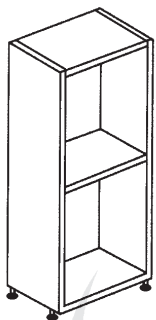
Includes one hanging-rail kit

Height:
2155

Depth:
580

If shelves are required please see page 14
When ordering please use code SRLH followed by size required
(e.g. SRLH300 = Single Robe, Long Hanging, 300 wide)

300	£141.00	£156.50
350	£142.00	£163.00
400	£148.00	£170.50
450	£155.00	£178.00
500	£167.50	£184.25
550	£174.00	£191.00
600	£180.00	£198.00



Single Robe
Double Hanging

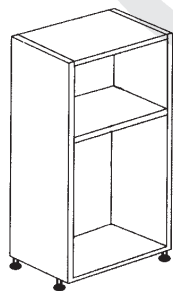
Includes two hanging-rail kits

Height:
2155

Depth:
580

If shelves are required please see page 14
When ordering please use code SRDH followed by size required
(e.g. SRDH300 = Single Robe, Double Hanging, 300 wide)

300	£145.00	£160.75
350	£146.00	£167.20
400	£152.75	£174.62
450	£158.00	£182.00
500	£171.00	£189.00
550	£178.00	£195.00
600	£184.00	£202.00



Double Robe
Long Hanging

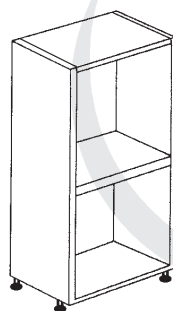
Includes one hanging-rail kit

Height:
2155

Depth:
580

If shelves are required please see page 14
When ordering please use code DRLH followed by size required
(e.g. DRLH700 = Single Robe, Long Hanging, 700 wide)

700	£194.00	£214.00
800	£200.00	£220.00
900	£207.00	£226.00
1000	£213.00	£234.00
1100	£220.00	£241.00
1200	£227.00	£249.00



Double Robe
Double Hanging

Includes two hanging-rail kits

Height:
2155

Depth:
580

If shelves are required please see page 14
When ordering please use code DRDH followed by size required
(e.g. DRDH700 = Single Robe Standard, Double Hanging, 700 wide)

700	£198.00	£119.00
800	£205.00	£226.00
900	£212.00	£233.00
1000	£220.00	£240.00
1100	£227.00	£247.00
1200	£234.00	£255.00

For odd sizes please go to the next size up and add 20%

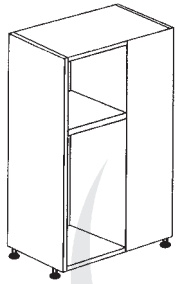
Width

Price

Plain

Colour

CDT Product



Blind Corner Robe

Long Hanging

Inc. blank panel, spacer
Includes hanging-rail kit

Height:
2155

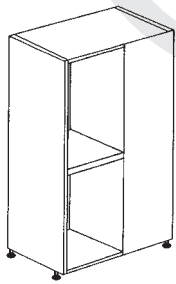
Depth:
580

If shelves are required please see page 14

Please add RH or LH to code for blanking panel (Right hand shown)

When ordering please use code BCLH followed by size required
(e.g. BCLH800LH = Blind Corner Robe, Long Hanging, 800 wide, Left Hand Blank)

800	£270.00	£297.00
900	£272.00	£300.00
1000	£275.00	£304.00
1100	£278.00	£306.00
1200	£280.00	£309.00



Blind Corner Robe

Double Hanging

Includes two hanging-rail kits

Height:
2155

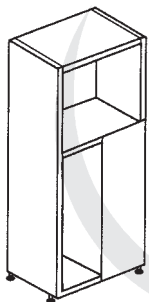
Depth:
580

If shelves are required please see page 14

Please add RH or LH to code for blanking panel (Right hand shown)

When ordering please use code BCDH followed by size required
(e.g. BCDH800LH = Blind Corner Robe, Double Hanging, 800 wide, Left Hand Blank)

800	£274.00	£302.00
900	£276.00	£304.00
1000	£279.00	£308.00
1100	£282.00	£310.00
1200	£284.00	£313.00



Stable Robe

Long Hanging

Inc. blank panel, spacer
Includes hanging-rail kit

Height:
2155

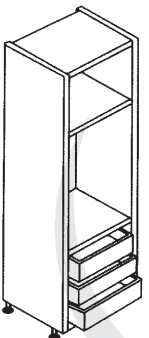
Depth:
580

If shelves are required please see page 14

Please add RH or LH to code for blanking panel (Right hand shown)

When ordering please use code SRDH followed by size required
(e.g. SRDH800LH = Stable Robe, Double Hanging, 800 wide, Left Hand Blank)

800	£273.00	£301.00
900	£275.00	£303.00
1000	£278.00	£307.00
1100	£281.00	£309.00
1200	£283.00	£312.00



Linen Press

400, 500, 600 widths
for single door

700 to 1200 widths
for double doors

Draws included

Height:
2155

Depth:
580

Door/Draw combination: 3 x 215 draws / 1 x 1490 door

Different draw combinations and draw upgrades available

When ordering please use code LP followed by size required

(e.g. LP400 = Linen Press, 400 wide)

400	£300.00	£330.00
500	£313.00	£344.00
600	£326.00	£362.00
700	£360.00	£396.00
800	£365.00	£402.00
900	£370.00	£407.00
1000	£375.00	£413.00
1100	£381.00	£420.00
1200	£386.00	£426.00

For odd sizes please go to the next size up and add 20%

Width

Price

Plain

Colour

CDT Product

Bookcase

Wall - without plinth

Floor - with plinth

Depth: 400

800 = 2 fixed shelves

1500 = 4 fixed shelves

2155 = 8 fixed shelves

When ordering please use code WBC followed by size required (e.g. WBC4/800 = Wall, 400 wide, 800 high)

Width

Height up to:

800

1500

2155

400

80

120

174

500

92

132

189

600

101

150

202

700

109

169

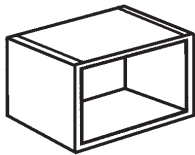
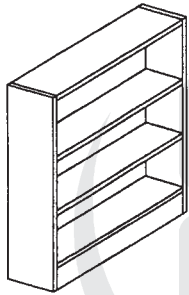
242

800

120

180

249



Bridging Unit/Single Top Box (415)

Height:

400

£77.00

£86.00

415

450

£80.00

£89.00

Depth:

500

£83.00

£91.00

580

550

£85.00

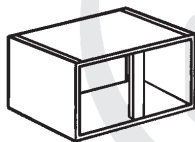
£93.00

600

£88.00

£96.00

When ordering please use code BRS followed by size required (e.g. BRS400 = Bridging Unit/Single Top Box, 400 wide)



Bridging Unit/Double Top Box (415)

Height:

700

£95.00

£105.00

415

800

£100.00

£110.00

Depth:

900

£105.00

£115.00

580

1000

£110.00

£121.00

1100

£115.00

£126.00

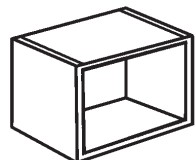
1200

£120.00

£132.00

When ordering please use code BRD followed by size required (e.g. DBU700 = Double Bridging Unit/Top Box, 700 wide)

Please specify LH, RH or centre post on 700, 900 and 1100 units



Bridging Unit/Single Top Box (535)

Height:

400

£83.00

£91.00

535

450

£85.00

£93.00

Depth:

500

£88.00

£96.00

580

550

£90.00

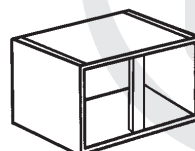
£99.00

600

£93.00

£102.00

When ordering please use code BRU5 followed by size required (e.g. BRU5/400 = Bridging Unit/Single Top Box, 400 wide)



Bridging Unit/Double Top Box (535)

Height:

700

£100.00

£111.00

535

800

£105.00

£116.00

Depth:

900

£110.00

£121.00

580

1000

£115.00

£127.00

1100

£120.00

£132.00

1200

£125.00

£138.00

When ordering please use code BRU5D followed by size required (e.g. BRU5D/700 = Bridging Unit/Double Top Box, 700 wide)

Please specify LH, RH or centre post on 700, 900 and 1100 units

For odd sizes please go to the next size up and add 20%

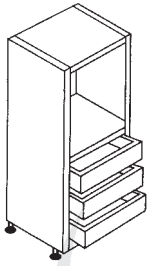
Width

Price

Plain

Colour

CDT Product



Tall Boy

Height:
1085

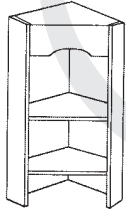
Depth:
460

600
800
1000

£228.00
£233.00
£239.00

£250.00
£256.00
£262.00

When ordering please use code TB followed by size required
(e.g. TB600 = Tall Boy, 600 wide)



Alcove Unit

Height:
1200

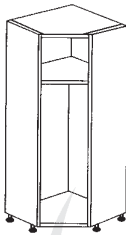
Depth:
300

300

£170.00

£187.00

2 MFC shelves included. For glass shelves please see page 14
When ordering please use code AU followed by size required
(e.g. AU300 = Alcove Unit, 300 wide)



Angled Corner Robe

Includes corner hanging-rail kit

Height:
2155

Depth:
580

915 x 915
(445 Door)

950 x 950
(495 Door)

£360.00

£363.00

£396.00

£399.00

If shelves are required please see page 14
When ordering please use code ACR followed by size required
(e.g. ACR915 = Angled Corner Robe, 915 wide)



Angled Robe

Height:
2155

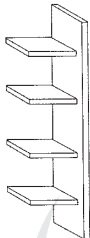
Depth:
580

Reduced to 370
(395 Door)

£200.00

£0.00

(Right-hand shown) If shelves are required please see page 14
When ordering please use code AR followed by size required
(e.g. AR370RH = Angled Robe, 370 wide, Right hand reduced)



Internal Shelf Unit

4 shelves, includes centre divider

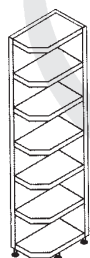
Height (to suit):
2155

300
400
500
600

£106.00
£110.00
£115.00
£120.00

£118.00
£121.00
£127.00
£133.00

When ordering please use code ISHU followed by size required
(e.g. ISU300 = Internal Shelf Unit, 300 wide)



End Shelves

Height:
2155

Depth:
580

300

£200.00

£220.00

Custom sizes available
When ordering please use code QESH followed by size required
(e.g. ES300 = End Shelves, 300 wide)

For odd sizes please go to the next size up and add 20%

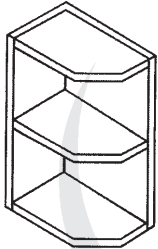
Width

Price

Plain

Colour

CDT Product



Highline End Shelf Unit

Height:

665

Depth:

460

Width:

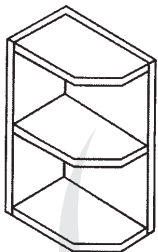
300

300

£88.00

£96.00

When ordering please use code HQESH followed by size required
(e.g. HQESH915 = Highline End Shelf Unit, 915 wide)



Lowline End Shelf Unit

Height:

545

Depth:

460

Width:

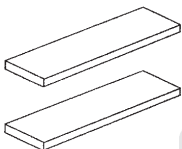
300

300

£80.00

£90.00

When ordering please use code LQESH followed by size required
(e.g. LQESH915 = Lowline End Shelf Unit, 915 wide)



Extra Shelves

400

£10.00

£11.00

500

£12.50

£13.75

600

£15.00

£16.50

800

£20.00

£22.00

1000

£25.00

£27.50

1200

£30.00

£33.00

When ordering please use code ES followed by size required
(e.g. 2xES500 = 2 x Extra Shelves, 500 wide)



Shaped MFC Pelmet

Any Size

£50.00

£55.00

When ordering please use code SP followed by size required
(e.g. SP500 = Shaped Pelmet, 500 wide)

TELEPHONE: 01773 810752

Customer:

.....

Your Reference:


Colour:

Door Style:

Reverse Colour:

Date Ordered:

Date Required:

Qty	Description	Height	Width	SPECIAL DRAWINGS
				

Phone:

01773 533009

Alfreton Road, Underwood, Nottinghamshire NG16 5GB

